



2019  
International Journal of Advanced Research in Chemical Science (IJARCS)  
Volume 6, Issue 2, 2019, PP 1-6  
ISSN No. (Online) 2349-0403  
DOI: [http://dx.doi.org/10.20431/2349-0403\\_0602001](http://dx.doi.org/10.20431/2349-0403_0602001)  
[www.arcjournals.org](http://www.arcjournals.org)



## Study on Oxidation of Benzhydrol and p-Chlorobenzhydrol by Selenium Dioxide: Reaction Kinetics

Durgesh Kumar Dwivedi<sup>1</sup>, Arvind Prasad Dwivedi<sup>2</sup>, Nagmani Manikpuri<sup>3</sup>

<sup>1</sup>Post Graduate Department of Chemistry, Pt. S.N.S. Govt. P.G. (Autonomous) College (NACC), Shahdol (M.P.) India

<sup>2</sup>Department of Chemistry, Govt. Sanjay Gandhi Smriti Auto., P.G., College Sidhi M.P.

<sup>3</sup>Department of Chemistry, Govt. Nchru P.G. College (NACC) Burhar, District Shahdol (M.P.) India

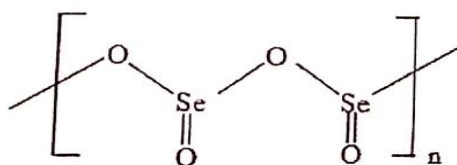
\*Corresponding Author: Durgesh Kumar Dwivedi, Post Graduate Department of Chemistry, Pt. S.N.S. Govt. P.G. (Autonomous) College (NACC), Shahdol (M.P.) India

**Abstract:** The oxidation kinetics of benzhydrol and para-chlorobenzhydrol involving rare earth compound selenium dioxide as an oxidant in acetic acid-water medium in presence of  $H_2SO_4$  have been studied in order to probe better reaction mechanism. The reactions obey first-order kinetics in  $[SeO_2]$  and  $[substrate]$  and sensitized to  $H^+$  ions. The ionic strength on rate of reaction has nominal effect. An increase in rate with increasing percentage of solvent was observed.  $-I$  and  $-$  mesomeric effects dominate the order of reactivity in conformity with Arrhenius parameters.

**Keywords:** Selenium dioxide, probe, kinetics, oxidation, benzhydrol.

### 1. INTRODUCTION

It is known from a long time that rare earths compound viz. Selenium dioxide ( $SeO_2$ ), Selenious and Selenic acids as well as selenites are readily reduced by a variety of substances to selenium but their oxidizing properties were not studied systematically. Riley, Morley and Friend<sup>1</sup> were the first pioneer to introduce the potential of  $SeO_2$  as an oxidant, since then considerable progress has been made for the oxidation of a large number of organic compounds.<sup>2</sup> In presence of strong mineral acids such as  $H_2SO_4$ , it gives rise existing active oxidizing species  $H_3SeO_3^+$  or  $AcH_3SeO_3$  to cause the reaction.



$SeO_2$  most commonly oxidizes C-H bonds linked to various activating groups like, olefins, -CHO, -C-HO, -COOH etc. The oxidant  $SeO_2$  has been employed in the oxidation kinetics of ketones<sup>3-7</sup>, alcohols,<sup>8</sup> aldehydes<sup>9</sup>, acids<sup>10</sup> etc.

Benzhydrol is actually bulky, secondary aromatic alcohol in which hydroxyl- group (-OH) is directly attached to the secondary carbon atom, exhibit a variety of chemical reactions. The elucidation of mechanism becomes more interesting when -Cl group is introduced in para-position of benzhydrol showing negative inductive, + mesomeric, and steric effects.

The above parameters are responsible for accountability of structure and reactivity of substrates. The recent surveys of literature pertaining to the work of oxidation of benzhydrol and p-substituted benzhydrols have been reported by different oxidizing agents namely, N-bromosuccinimide (NBS)<sup>11</sup>, NBP catalysed by PTA<sup>12</sup>, tricaprilmethyl ammoniumchloride<sup>13</sup>,  $KMnO_4$ <sup>14</sup>, t-butylhydroperoxide (TBH)<sup>15</sup> etc. From the above survey, it is felt worthwhile to study the unreported kinetics of oxidation of benzhydrol and p-chlorobenzhydrol by  $SeO_2$ .



# OFFICE, PRINCIPAL GOVERNMENT TULSI COLLEGE, ANUPPUR

Affiliated to Awadhesh Pratap Singh University Rewa (MP)

Registered Under Section 2 (F) & 12 (B) of UGC Act

E-mail: [hegtcdcano@mp.gov.in](mailto:hegtcdcano@mp.gov.in)

9893076404

## Study on Oxidation of Benzhydrol and p-Chlorobenzhydrol by Selenium Dioxide: Reaction Kinetics

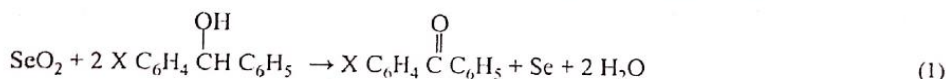
### 2. EXPERIMENTAL

The oxidant  $\text{SeO}_2$  (Loba) and acetic acid (B.D.H. grade) was used as such without purification. The substrates benzhydrol and p-chlorobenzhydrols were used of branded firms. All the necessary solutions of different reagents, participating in reactions were prepared in doubly distilled water, and standardized properly as per methods described in literature. The solution of  $\text{H}_2\text{SO}_4$  was prepared in distilled water and its strength was checked by standard  $\text{NaOH}$  solution which was standardized in turn by solution of oxalic acid using phenolphthalein as an indicator.

#### 2.1. Kinetic Procedure

The kinetic study of the reactions were carried out under the pseudo first-order conditions  $[\text{SeO}_2] \ll [\text{substrate}]$  by the method of initial velocities. The oxidation reactions were performed in a corning glass reaction vessel with a variable speed stirrer and thermo regulated cell. The temperature of water was regulated with a precision of  $\pm 0.1^\circ\text{C}$  in thermostat. Requisite quantity of solution of oxidant ( $\text{SeO}_2$ ) was taken in a separate flask, and kept in a thermostat at experimental temperature. The mixture containing definite calculated amounts of solutions of substrate, acid and water were also taken in another flask equilibrated at 308 K for 45 minutes. The kinetics followed the reduction reaction by adding specific amount of pre-equilibrated oxidant solution of selenium dioxide.

The progress of reaction was monitored by withdrawing 2 ml aliquots of reaction mixture at regular time of intervals iodometrically using hypo and 1% solution of starch as an indicator.<sup>16</sup> Each titre value fed to integration and least square methods to evaluate reaction velocity constant (k). The duplicate kinetic runs indicated that the velocity constants were reproducible to within  $\pm 3\%$ . The observed stoichiometry i.e. with a ratio of  $\text{SeO}_2$  to substrate of 1:2 was ascertained:



The completion of the oxidation reaction afforded good yield (above 79%) of benzophenone and p-chlorobenzophenone as the main end-products, which was characterized by chemical and spectral methods and also by forming 2,4-DNP derivatives.

### 3. RESULTS AND DISCUSSION

#### 3.1. Order of Reactants

The dependence of the initial velocity  $(-dx/dt)$  expressed as the cost of consumption of different concentrations of oxidant ( $\text{SeO}_2$ ) on the oxidation of benzhydrol and p-chlorobenzhydrol in 30%  $\text{CH}_3\text{COOH}$  at 308 K have been studied. By plotting the log of remaining  $[\text{SeO}_2]$  as a function of time was found linear ( $r^2 = 0.983$ ) with unit slope indicated first-order dependence on  $[\text{SeO}_2]$ . Several sets of experiments with varying concentrations of aforesaid substrates were conducted at 308 K maintaining the concentrations of reagents  $\text{SeO}_2$ ,  $\text{H}_2\text{SO}_4$ , and acetic acid constant. The observed data collected is reported in Table: 1.

Table 1. Dependence of the initial velocity constant (k) on substrate's concentrations

$$[\text{SeO}_2] \times 10^3 \text{ (mol dm}^{-3}\text{)} = 2.50 \text{ (1, 2);}$$

$$[\text{H}^+] \times 10^3 \text{ (mol dm}^{-3}\text{)} = 1.0 \text{ (1), 1.25 (2);}$$

$$\text{HOAc-H}_2\text{O, \% (v/v)} = 30 \text{ (1, 2);}$$

$$\text{Temperature K} = 308 \text{ (1, 2)}$$

S. No.	$10^3 \times [\text{Substrate}]$ (mol dm <sup>-3</sup> )	$k_1 \times 10^4 \text{ (s}^{-1}\text{)}$	
		Benzhydrol (1)	p-chlorobenzhydrol (2)
1.	1.25	0.96	0.81
2.	2.00	1.61	1.47
3.	2.50	2.24	2.03
4.	3.33	2.54	2.14
5.	4.00	3.03	2.75
6.	5.00	3.87	3.32

International Journal of Advanced Research in Chemical Science (IJARCS)

PRINCIPAL  
Govt. Tulsi College Anuppur  
Page | 2 Distt. Anuppur (M.P.)



# OFFICE, PRINCIPAL GOVERNMENT TULSI COLLEGE, ANUPPUR

Affiliated to Awadhesh Pratap Singh University Rewa (MP)

Registered Under Section 2 (F) & 12 (B) of UGC Act

E-mail: [hegtcdano@mp.gov.in](mailto:hegtcdano@mp.gov.in)

9893076404

## Study on Oxidation of Benzhydrol and p-chlorobenzhydrol by Selenium Dioxide: Reaction Kinetics

**Table 2.** Dependence of initial velocity on the Acid concentrations

$[SeO_2] \times 10^3 \text{ (mol dm}^{-3}\text{)} = 2.50 \text{ (1, 2)}$ ;

$[Substrate] \times 10^2 \text{ (mol dm}^{-3}\text{)} = 2.50 \text{ (1, 2)}$ ;

HOAc- H<sub>2</sub>O, % (v/v) = 30 (1, 2);

Temperature K = 308 (1, 2)

S. No.	$10^3 \times [H_2SO_4]$ (mol dm <sup>-3</sup> )	$k_t \times 10^4 \text{ (s}^{-1}\text{)}$	
		Benzhydrol (1)	p-chlorobenzhydrol (2)
1.	1.00	2.24	1.55
2.	1.25	2.92	2.03
3.	2.00	3.72	2.61
4.	2.50	4.57	3.32
5.	4.00	6.13	5.10
6.	5.00	6.90	5.84

The increase in initial reaction rates with rise in concentrations of substrates and their linear plots with nearly unit slope,  $k$  versus  $[substrate]$ , and  $1/k$  versus  $1/[substrate]$  clearly demonstrate first-order dependence of rate on  $[substrate]$  (Figs. 1, and 2). The study totally negates the formulation of any complex between reacting species of oxidant  $H_3SeO_3^+$  and substrate. The effect of  $H_2SO_4$  concentrations ranging from  $1.00 \times 10^{-3}$  to  $5.00 \times 10^{-3}$  (mol dm<sup>-3</sup>) was studied on the rate of reactions while the reagents concentrations were kept constant at 308 K. The initial velocity constant ( $k$ ) values found to increase in a manner analogous to that described above are shown in (Table:2). Plotting the  $\log k$  values against  $\log [H^+]$  as described for the reactions produced a straight line with almost unit slope (0.96) lead towards first-order rate on  $[H_2SO_4]$  (Fig.3). The ionic strength of the medium has shown effect on the reaction, which non-influential negligible may presumably be due to involvement of a neutral molecule in the rate determine step. In the present investigation, the rise in percentage composition of solvent acetic acid (20-50%) causes increase in rate of reactions and yield a positive slope from the linear plot<sup>17</sup> of  $\log k$  vs.  $1/D$  (Fig. not shown). The addition of different concentrations of acrylonitrile fails to induce the reactions and non-occurrence of turbidity and inertness shown by reactions completely discarded the presence of free radical inhibitor. The kinetic study was conducted for the afore mentioned oxidation reactions at four different temperatures (30, 35, 40 and 45°C) with  $SeO_2$  of concentration  $2.50 \times 10^{-3}$  (mol dm<sup>-3</sup>) in a solution of  $1.0 \times 10^{-3}$  (mol dm<sup>-3</sup>)  $H_2SO_4$  and 30%  $CH_3COOH$ . The results are recorded in Table: 3.

**Table 3.** Activation and Thermodynamic parameters of benzhydrol, p-chlorobenzhydrol- $SeO_2$  system

$[SeO_2] \times 10^3 \text{ (mol dm}^{-3}\text{)} = 2.50 \text{ (1, 2)}$ ;

$[Substrate] \times 10^2 \text{ (mol dm}^{-3}\text{)} = 2.50 \text{ (1, 2)}$ ;

$[H^+] \times 10^3 \text{ (mol dm}^{-3}\text{)} = 1.0 \text{ (1), 1.25 \text{ (2)}$ ;

HOAc- H<sub>2</sub>O, % (v/v) = 30 (1, 2)

S. No.	Activation and Thermodynamic parameters	Benzhydrol (1)	p-chlorobenzhydrol (2)
1.	$E_a \text{ (kJ mol}^{-1}\text{)}$	34.88	36.12
2.	$A \times 10^2 \text{ (s}^{-1}\text{)}$	1.95	2.49
3.	$\Delta H^\ddagger \text{ (kJ mol}^{-1}\text{)}$	32.56	33.00
4.	$\Delta G^\ddagger \text{ (kJ mol}^{-1}\text{)}$	88.05	88.29
5.	$-\Delta S^\ddagger \text{ (JK}^{-1} \text{ mol}^{-1}\text{)}$	178.72	177.98



# OFFICE, PRINCIPAL GOVERNMENT TULSI COLLEGE, ANUPPUR

Affiliated to Awadhesh Pratap Singh University Rewa (MP)

Registered Under Section 2 (F) & 12 (B) of UGC Act

E-mail: [hegtcdcano@mp.gov.in](mailto:hegtcdcano@mp.gov.in)

9893076404

## Study on Oxidation of Benzhydrol and P-Chlorobenzhydrol by Selenium Dioxide: Reaction Kinetics

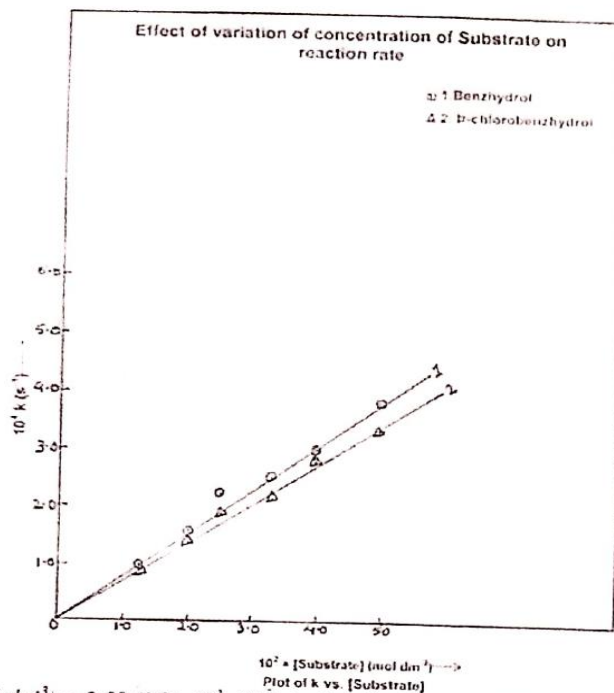


Fig1.  $10^3 \times [\text{SeO}_2] \text{ (mol dm}^{-3}\text{)} = 2.50 \text{ (1,2)}$ ;  $10^3 \times [\text{H}^+] \text{ (mol dm}^{-3}\text{)} = 1.0 \text{ (1), } 1.25 \text{ (2)}$ ;  $\text{CH}_3\text{COOH-H}_2\text{O \% (v/v)} = 30 \text{ (1,2)}$ ;  $\text{Temp. K} = 308 \text{ (1,2)}$

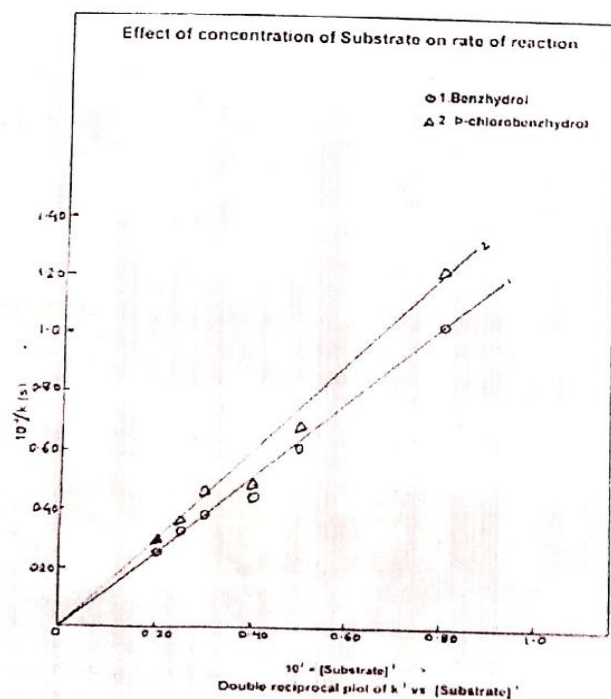


Fig2.  $[\text{SeO}_2] \times 10^3 \text{ (mol dm}^{-3}\text{)} = 2.50 \text{ (1,2)}$ ;  $[\text{H}^+] \times 10^3 \text{ (mol dm}^{-3}\text{)} = 1.00 \text{ (1), } 1.25 \text{ (2)}$ ;  $\text{HOAc-H}_2\text{O \% (v/v)} = 30 \text{ (1,2)}$ ;  $\text{Temp. K} = 308 \text{ (1,2)}$

PRINCIPAL  
Govt. Tulsi College Anuppur  
Distt. Anuppur (M.P.)



Study on Oxidation of Benzhydrol and p-Chlorobenzhydrol by Selenium Dioxide: Reaction Kinetics

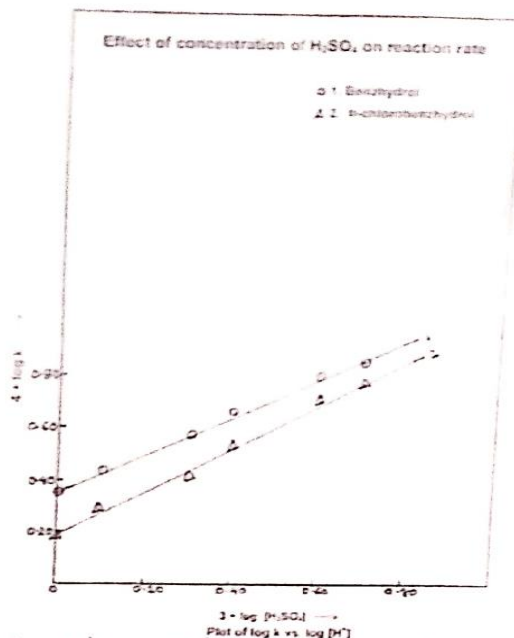
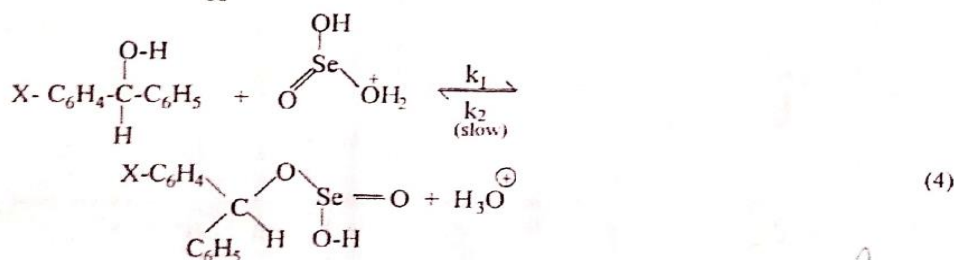


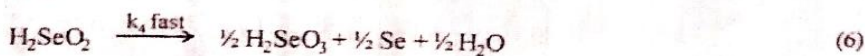
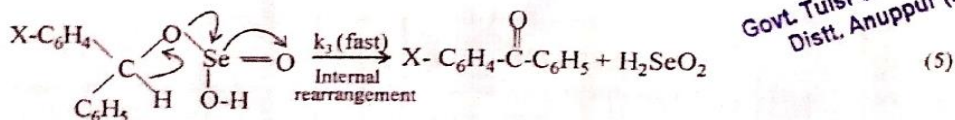
Fig3.  $10^3 \times [\text{SeO}_2] \text{ (mol dm}^{-3}\text{)} = 2.50 \text{ (1,2)}$ ;  $10^2 \times [\text{Substrate}] \text{ (mol dm}^{-3}\text{)} = 2.50 \text{ (1,2)}$ ; HOAc-H<sub>2</sub>O % (w/v) = 30(1,2), Temp.K = 308 (1,2)

3.2. Mechanism

The dominant species H<sub>3</sub>SeO<sub>3</sub><sup>+</sup> of oxidant (SeO<sub>2</sub>) that exists in H<sub>2</sub>SO<sub>4</sub> has been postulated with the aim of illustrating the redox type mechanism involved in the reactions with several steps predicted are summarized as follows:



where, X = -H, and -Cl respectively.



PRINCIPAL  
Govt. Tulsi College Anuppur  
Distt. Anuppur (M.P.)